



18 GHz SMA LATCHING TRANSFER SWITCH

OPTIONS: INDICATOR / TTL DRIVE

R F CHARACTERISTICS

FREQUENCY RANGE : 0 - 18 GHz
 IMPEDANCE : 50 Ohms

| | | | | |
|-----------------|---------|---------|---------|----------|
| FREQUENCY (GHz) | 0 - 3 | 3 - 8 | 8 -12.4 | 12.4- 18 |
| V.S.W.R <= | 1.20 | 1.30 | 1.40 | 1.50 |
| INSERT. LOSS <= | 0.20 dB | 0.30 dB | 0.40 dB | 0.50 dB |
| ISOLATION >= | 80 dB | 70 dB | 65 dB | 60 dB |
| AVER. POWER (*) | 240 W | 150 W | 120 W | 100 W |

ELECTRICAL CHARACTERISTICS

ACTUATOR : LATCHING
 NOMINAL CURRENT AT 25° C (±10%) : 320 mA
 ACTUATOR VOLTAGE (Vcc) : 12V (10.2 to 13V)/ NEGATIVE COMMON
 TERMINALS : solder pins (250 Deg.C max./30 sec)
 INDICATOR RATING : 1 W / 30 V / 100 mA
 TTL INPUTS (E) - High level : 2.2 to 5.5V / 800µA at 5V
 - Low level : 0 to 0.8V / 20µA at 0.8V

MECHANICAL CHARACTERISTICS

CONNECTORS : SMA female per MIL C 39012
 LIFE : 2.500.000 cycles
 SWITCHING TIME (nominal voltage;25° C) : < 15 ms
 CONSTRUCTION : splashproof
 WEIGHT : < 85 g

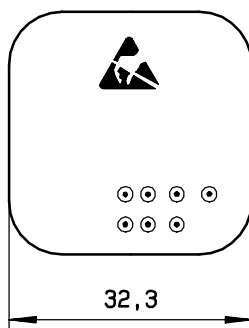
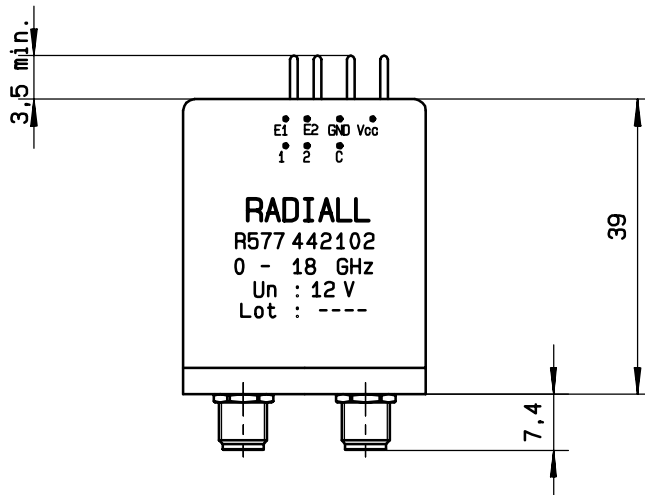
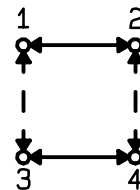
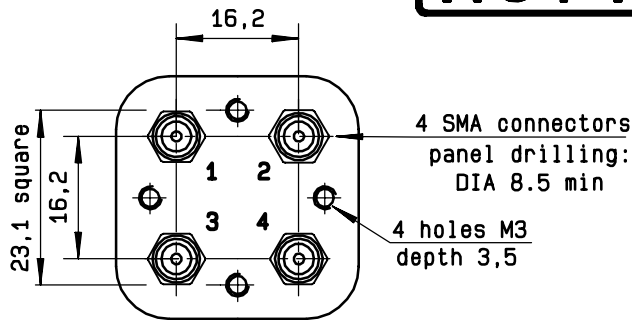
ENVIRONMENTAL CHARACTERISTICS

OPERATING TEMPERATURE RANGE (°C) : -40 , +85
 STORAGE TEMPERATURE RANGE (°C) : -55 , +85

(* : average power at 25° C)

4112-9212 This information is given as an indication. In the continual goal to improve our products, we reserve the right to make any modifications judged necessary

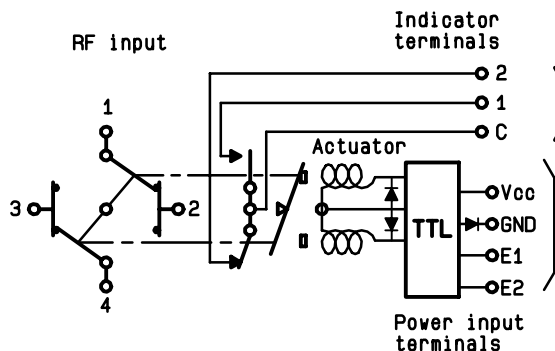
DRAWING



General tolerance: ± 0,5 mm

SCHEMATIC DIAGRAM

| TTL input | RF continuity | Indicator |
|-------------|----------------|-----------|
| E1=1 E2=0 | 1 ↔ 3 2 ↔ 4 | C . 1 |
| E1=0 E2=1 | 1 ↔ 2 3 ↔ 4 | C . 2 |
| E1=0 E2=0 | Memory | — |
| E1=1 E2=1 | Forbidden | — |



4113-9212 This information is given as an indication. In the continual goal to improve our products, we reserve the right to make any modifications judged necessary